







# Back to School Patterning

Teacher Directions: Cut out the strips of patterning squares (4 strips), line them up and attach them to a long strip of sturdy construction paper & laminate. Then, cut & laminate the back to school clipart. Students will make either AB, ABB, AAB, etc...patterns. Use this in your math center 😊!





Created by Kimberlee Fulbright © 2008 www.geocities.com/Kinder54321





